






PMEX UPDATE


SELL			
	CRUDE10-MA26		
	58.91	-0.72%	
	Expiry	19/Feb/26	
	Remaining	31 Days	
Entry		59.15 - 59.1	
Stoploss		59.50	
Take Profit		58.15 - 57.92	


BUY			
	NGAS1K-FE26		
	3.4820	12.21%	
	Expiry	27/Jan/26	
	Remaining	8 Days	
Entry		3.44 - 3.46	
Stoploss		3.41	
Take Profit		3.51 - 3.55	


BUY			
	GO10Z-FE26		
	4,665.16	1.52%	
	Expiry	28/Jan/26	
	Remaining	9 Days	
Entry		4637 - 4647	
Stoploss		4616.89	
Take Profit		4657 - 4667	


BUY			
	SL10-MA26		
	92.80	4.81%	
	Expiry	25/Feb/26	
	Remaining	37 Days	
Entry		89.82 - 90.95	
Stoploss		89.12	
Take Profit		91.94 - 92.49	


BUY			
	PLATINUM5-AP26		
	2,355.60	1.42%	
	Expiry	27/Mar/26	
	Remaining	67 Days	
Entry		2328 - 2332	
Stoploss		2303.39	
Take Profit		2342 - 2352	


SELL			
	COPPER-MA26		
	5.8618	0.53%	
	Expiry	25/Feb/26	
	Remaining	37 Days	
Entry		5.9138 - 5.8966	
Stoploss		5.95	
Take Profit		5.8301 - 5.7907	


SELL			
	ICOTTON-MA26		
	64.66	-0.08%	
	Expiry	19/Feb/26	
	Remaining	31 Days	
Entry		64.78 - 64.68	
Stoploss		64.90	
Take Profit		64.48 - 64.35	

SELL			
	DJ-MA26		
	49,084	-0.93%	
	Expiry	19/Mar/26	
	Remaining	59 Days	
Entry		49026 - 49006	
Stoploss		49136.66	
Take Profit		48885 - 48835	

SELL			
	SP500-MA26		
	6,898	-1.13%	
	Expiry	19/Mar/26	
	Remaining	59 Days	
Entry		6922 - 6912	
Stoploss		6937.69	
Take Profit		6885 - 6865	

SELL			
	NSDQ100-MA26		
	25,309	-1.48%	
	Expiry	19/Mar/26	
	Remaining	59 Days	
Entry		25364 - 25327	
Stoploss		25441.43	
Take Profit		25200 - 25156	

SELL			
	GOLDUSDJPY-FE26		
	158.05	-0.04%	
	Expiry	28/Jan/26	
	Remaining	9 Days	
Entry		158.24 - 158.15	
Stoploss		158.47	
Take Profit		157.92 - 157.82	

SELL			
	GOLDEURUSD-FE26		
	1.1623	0.21%	
	Expiry	28/Jan/26	
	Remaining	9 Days	
Entry		1.1628 - 1.1624	
Stoploss		1.165	
Take Profit		1.1612 - 1.1602	

Major Headlines

Oil prices fall as Trump tariff threats hit risk sentiment

Oil prices fell Monday, with risk sentiment hit after U.S. President Donald Trump threatened economic sanction on a number of European countries, a move which increases the prospect of a broader transatlantic trade dispute. At 05:25 ET (10:25 GMT), Brent Oil Futures expiring in March fell 0.9% to \$63.54 per barrel, and West Texas Intermediate (WTI) crude futures dropped 0.8% to \$58.88 a barrel. Risk sentiment has taken a hit after Trump said he would impose tariffs on eight European nations that have opposed his plan [see more...](#)

Gold eases from record high; bullish bias remains amid risk-off mood and weaker USD

Gold (XAU/USD) trims a part of its intraday gains to the \$4,700 neighborhood, or a fresh all-time peak, though any meaningful corrective decline seems elusive amid a supportive fundamental backdrop. US President Donald Trump threatened to impose new tariffs on eight European countries that opposed his plan to acquire Greenland. The announcement drew sharp criticism from European [see more...](#)

Global stocks take hit from tariff threats; gold gets safety bid

Global stocks slid and the dollar eased against the safe-haven yen and Swiss franc on Monday after U.S. President Donald Trump threatened to slap extra tariffs on goods imported from eight European nations until the U.S. was allowed to buy Greenland.

Gold and silver prices jumped to all-time highs, while oil dipped on concerns about what a possible trade war between the U.S. and Europe could mean for global growth and demand [see more...](#)

Japanese Yen fills weekly bullish gap despite supportive fundamental backdrop

The Japanese Yen (JPY) extends its intraday pullback from over a one-week high, touched against a broadly weaker US Dollar (USD) earlier this Monday, and fills the weekly bullish gap during the first half of the European session. Speculations that Prime Minister Sanae Takaichi may soon call a snap election to cement her authority and further boost the expansionary fiscal policy act as a headwind for the JPY. [see more...](#)

EUR/USD holds its ground despite soft Eurozone inflation data

EUR/USD holds gains at 1.1620 at the time of writing, after bouncing from seven-week lows at 1.1585 earlier on Monday. The softer-than-expected Eurozone final Harmonised Index of Consumer Prices (HICP) has failed to hurt the Euro (EUR), which is drawing support from a weaker US Dollar on renewed tariff threats. President Trump jolted markets over the weekend, threatening with 10% additional tariffs on the European countries that oppose [see more...](#)

US Dollar Index Price Forecast: Tests nine-day EMA support near 99.00

The US Dollar Index (DXY), which measures the value of the US Dollar (USD) against six major currencies, is losing ground after two days of gains and trading around 99.20 during the European hours on Monday. The technical analysis of the daily chart shows that the dollar index moves upward within the ascending channel pattern, suggesting a persistent bullish bias. The US Dollar Index holds above the rising [see more...](#)

Economic Calendar

Event	Date	Time	Currency	Importance	Actual	Forecast	Previous
United States - Martin Luther King, Jr. Day							

FOREX MARKETS' STATISTICS

Forex Market Hours

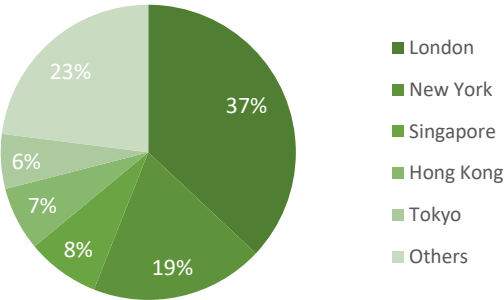


Note: This chart shows the normal forex trading times of all the major forex trading centers across the globe in Pakistan Standard Time.

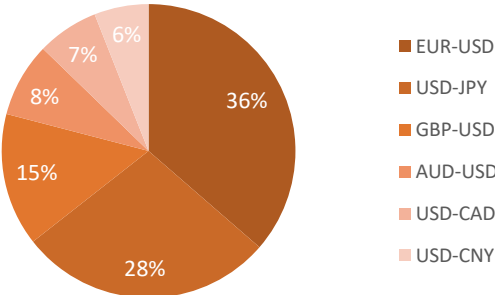
Forex Turnover by Counterparty



Markets' Share in Total Forex Turnover



Most Traded Currency Pairs



Sources: ACPL Research, Forexmarkethours, Dailyfx, Ig

DISCLAIMER

This report has been prepared by Abbasi and Company (Private) Limited and is provided for information purposes only. Abbasi and Company (Private) Limited (ACPL) is engaged in brokerage business of commodities futures in Pakistan and to provide the trading/ execution facility on Pakistan Mercantile Exchange (PMEX). There is risk of loss in trading in derivatives (futures). The author, directors and other employees of Abbasi and Company (Private) Limited and its affiliates cannot be held responsible for any loss in trading. Futures; futures on margin carries a high level of risk and may not be suitable for all investors. The high degree of leverage can work against the investor/ traders. Before deciding to invest in Commodity derivatives, you should carefully consider your investment objectives, level of experience, and risk appetite. The possibility exists that you could sustain a loss of some or all of your initial investment and therefore you should not invest money that you cannot afford to lose. You should be aware of all the risks associated with futures trading in commodities and other financial products. We take no responsibility for any loss made in investment on any instruments through us. In any event Abbasi and Company (Private) Limited, its affiliates, agents will not be liable to anyone for any decision made or action taken for investment/ trading. Abbasi and Company (Private) Limited, its affiliates, directors and employees cannot be held responsible for any loss in trading due to any problem in connectivity; failure of system; technical problem in the software or any other reason whatever.

All the reports/ recommendations/ trading calls/ opinions are advisory in nature and contains the opinions of the author, which are not to be construed as investment advices. The author, directors and other employees of Abbasi and Company (Private) Limited and its affiliates cannot be held responsible for the accuracy of the information presented herein or for the results of the positions taken based on the opinions expressed in the reports/ views from Abbasi and Company (Private) Limited. All the views/ recommendations/ trading calls and opinions are based on the information, which are believed to be accurate and no assurance can be given for the accuracy of these information.

Derivatives trading involve substantial risk. The valuation of the underlying may fluctuate, and as a result, clients may lose their entire original investment. In no event should the content of this research report be construed as an express or an implied promise, guarantee or implication by, or from, Abbasi and Company (Private) Limited that you will profit or that losses can, or will be, limited in any manner whatsoever. Past results are no indication of future performance. The information provided in this report is intended solely for informative purposes and is obtained from sources believed to be reliable. Information is in no way guaranteed. No guarantee of any kind is implied or possible where projections of future conditions are attempted. Investments in securities market are subject to market risks, read all the related documents carefully before investing.

All rights reserved by Abbasi and Company (Private) Limited. This report or any portion hereof may not be reproduced, distributed, or published by any person for any purpose whatsoever. Nor can it be sent to a third party without prior consent of Abbasi and Company (Private) Limited. Action could be taken for unauthorized reproduction, distribution, or publication.

The research analyst, primarily involved in the preparation of this report, certifies that (1) the views expressed in this report accurately reflect his/her personal views about the subject commodity/index /currency pair and (2) no part of his/her compensation was, is or will be directly or indirectly related to the specific recommendations or views expressed in this report.

DISCLOSURE

Following exchange rates are used to convert investment and profit values:

- USD/PKR: 280.10
- JPY/PKR: 1.97

To arrive at our Target Price, Abbasi & Company (Private) Limited uses following methods:

- Technical Analysis
- Fundamental Analysis

Furthermore, profit and returns are inclusive of all expenses including PMEX Fee, ACPL Fee & Sales Tax

RESEARCH DISSEMINATION POLICY

Abbasi & Company (Private) Limited endeavors to make all reasonable efforts to disseminate research to all eligible clients in a timely manner through either physical or electronic distribution such as email, fax mail etc. Nevertheless, all clients may not receive the material at the same time.

PREPARED BY

Muhammad Rashid Nawaz
Phone: (+92) 42 38302028
Ext: 118
Email: umairjaved@abbasiandcompany.com

RESEARCH DEPARTMENT

6 - Shadman, Lahore
Phone: (+92) 42 38302028; Ext: 116, 117
Email: research@abbasiandcompany.com
web: www.abbasiandcompany.com

HEAD OFFICE

6 - Shadman, Lahore
Phone: (+92) 42 38302028
Email: support@abbasiandcompany.com
web: www.abbasiandcompany.com